

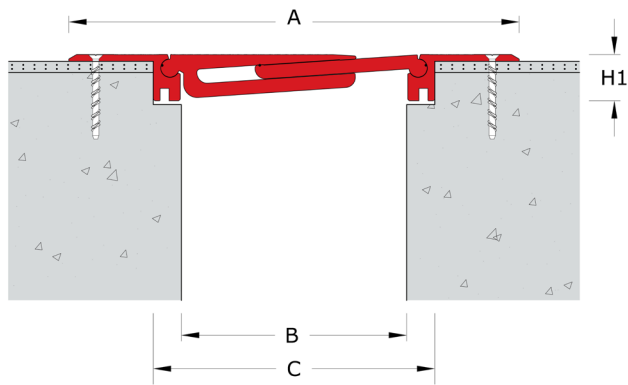
METAL EXPANSION JOINT

Floor to Floor | Floor to Wall

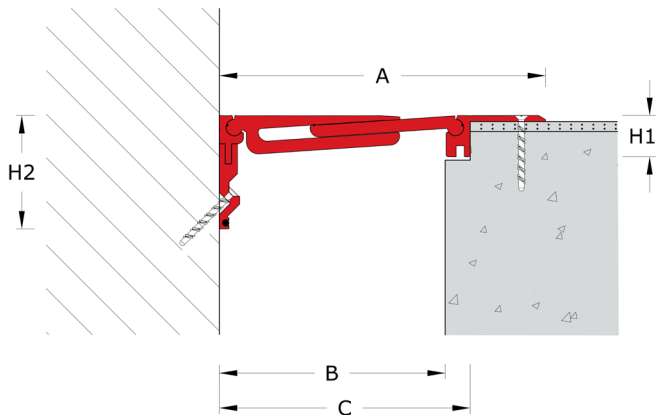
100 - 300 mm (4 - 12") Expansion Gaps

MegAtec 325 : A01-A02

MegAtec 325 : A01



MegAtec 325 : A02



Expansion Joint Selection Criteria

Load Rating

Product Details

Joint Location	Gap Width B (mm)	Movement Capacity (mm)		Eurocode Rating				Product Dimensions				Product Number
		±	[Total]					Height		Sightline	Blockout	
								H1 (mm)	H2 (mm)	A (mm)	C (mm)	
Floor - Floor	100	± 25	[50]	10 kN	69 kN	30 kN	600 kN	41	-	296	150	325-A01-100
	125	± 30	[60]							321	175	325-A01-125
	150	± 40	[80]							346	200	325-A01-150
	200	± 50	[100]				300 kN			396	250	325-A01-200
	250	± 70	[140]							446	300	325-A01-250
	300	± 80	[160]							496	350	325-A01-300
Floor - Wall	100	± 25	[50]	10 kN	69 kN	30 kN	600 kN	41	113	225	150	325-A02-100
	125	± 30	[60]							250	175	325-A02-125
	150	± 40	[80]							275	200	325-A02-150
	200	± 50	[100]				300 kN			325	250	325-A02-200
	250	± 70	[140]							375	300	325-A02-250
	300	± 80	[160]							425	350	325-A02-300

MegAtec 325 : A01-A02

Features

Surface

Smooth transit.

Hairline serrated surface for improved slip resistance.

Americans with Disabilities Act (ADA) compliant across the entire movement cycle

Movement

High movement capacity

ASTM E-1399 Class I: Thermal


Class II: Wind

Traffic Frequency per day

				
> 25,000	≤ 1,000	≤ 1,000	≤ 1,000	≤ 10

System Options

Gap width(s)	100, 125, 150, 200, 250, 300 mm
Height(s)	41 mm
Metal type(s)	6063 T5 & T6 aluminium
Fire barrier	120 minutes
Waterproofing	Moisture barrier
Pre-assembly in factory	Contact Vexcolt



APPLICATIONS

Airport Terminals | Educational | Exhibition Centres
 Department Stores | Distribution & Retail Warehouses
 Factories | Hospitals | Museums | Offices & Hotels
 Parking | Places of Worship | Residential Buildings
 Rail, Metros & Elevated Rail Stations | Roads & Bridges
 Shopping Centres | Sports Stadiums | Supermarkets